



Schedule Demo

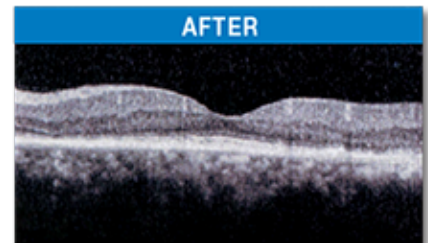
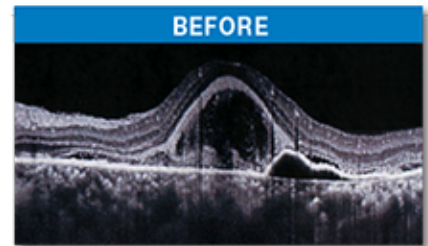


Seeing is Believing...

“Based on my initial MicroPulse experience, I am likely to try it in patients with acute CSR and for other exudative retinal conditions, especially those that involve the RPE.”



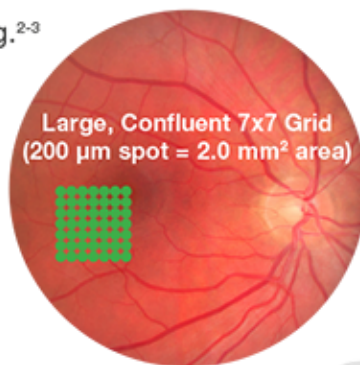
Gennady Landa, MD.
New York Eye and Ear Infirmary, Mount Sinai
New York, NY



TxCell™ Scanning Laser Delivery System

MicroPulse® Laser Therapy has shown clinical success using confluent spacing.²⁻³

TxCell offers confluent, high-density applications in a wide selection of patterns.



Schedule Demo



Visit us at ASRS, Booth #5

1. Bhagat N, Zarbin M, Mansour S, Chong V, and Cardillo JA. Fovea-friendly MicroPulse Laser. Supplement to Retina Today, May/June 2012
2. Luttrull JK, Sramok C, Palanker D, Spink CJ, Musch DC. Retina 2012;32(2):375-86
3. Lavinsky D, Cardillo JA, Melo LA, Jr., Dare A, Farah ME, Belfort R Jr. Invest Ophthalmol Vis Sci 2011